



Fiscal Year 2023-2024

# MOBILE VACCINE & TESTING TEAM (MVT)

Annual Report



COUNTY OF LOS ANGELES  
**Public Health**

# Introduction



Mobile Vaccine & Testing (MVT) team celebrates 3 years

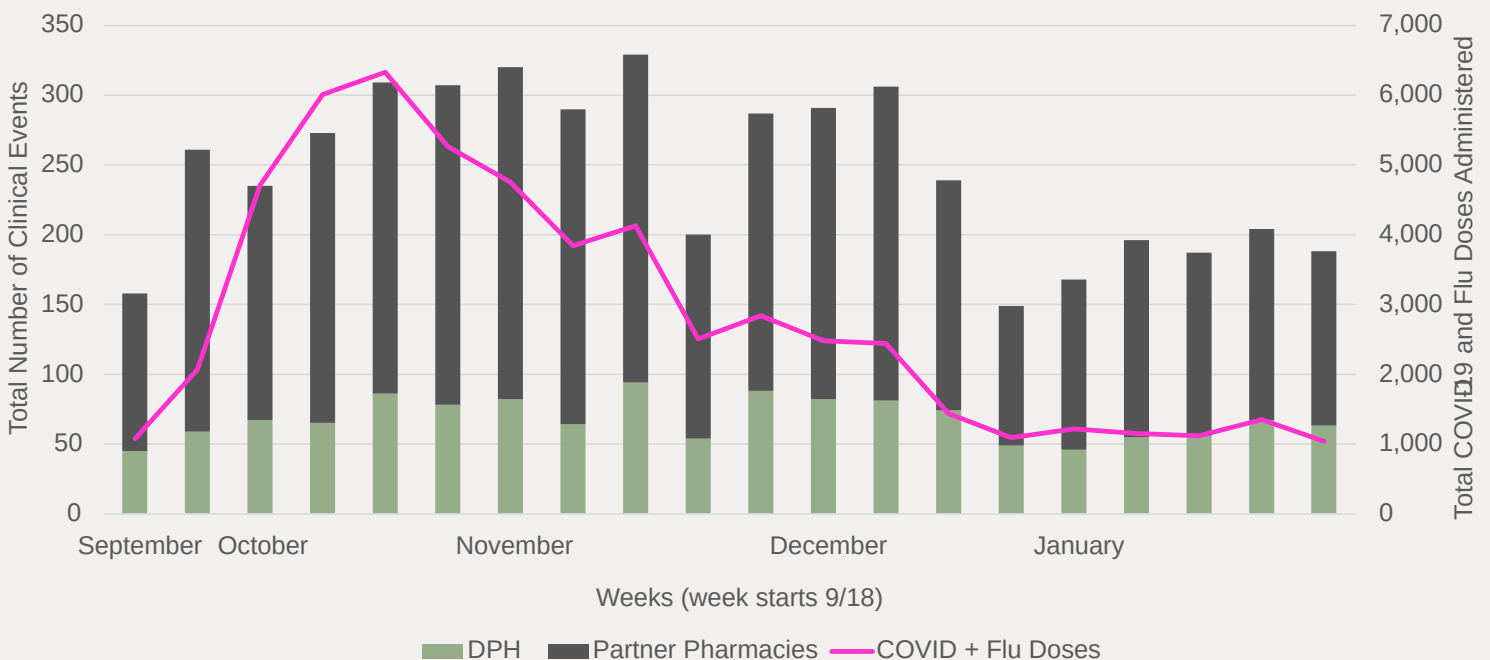
Since its launch in early 2021, the Mobile Vaccine and Testing (MVT) team has acted as an innovative, community-based clinical arm of the Division of Clinic Services within the Los Angeles County Department of Public Health (DPH). Clinical offerings have varied in response to the needs of the community, incorporating multiple iterations of the COVID-19 vaccine, a large-scale Mpox vaccine campaign and ongoing efforts to curb the transmission of Hepatitis A. Clinical services have also expanded to include testing (COVID-19, TB screening, STI screening). With a focus on service delivery to people experiencing homelessness (PEH), the MVT team's PEH unit has coordinated mobile events in both sheltered and unsheltered settings, including harm reduction supply distribution (Narcan, Fentanyl test-strips) and resource referrals.

# Accomplishments

## Fall respiratory vaccine campaign

The mainstay of the MVT team’s work since its creation has been facilitating access to vaccines to prevent respiratory illness, especially during the fall months and throughout the winter. We staff vaccine events directly with DPH nurses and support vaccine events by a group of independent community-based pharmacies who receive a stipend from DPH. In FY23-24, the MVT team facilitated a total of 10,983 COVID-19/flu events of which 4,897 (45%) occurred during the fall or winter. At these events, a total of 75,910 doses of COVID-19 and flu vaccine were administered of which 56,830 (75%) were administered during the fall or winter. The figure below (Figure 1) shows the events for DPH nurse team and pharmacy partners and doses administered per week during this time period.

**Figure 1. Weekly clinical events by vaccinator and total COVID-19/flu doses administered: 9/18/23 - 2/4/24**



# Priority population: Seniors

The MVT team's highest priority population for the COVID-19/flu vaccines remains seniors, including residents of Skilled Nursing Facilities (SNFs). In FY23-24, the MVT team facilitated a total of 800 vaccine events at SNFs at which 13,116 doses of COVID-19 and flu vaccines were administered. Two hundred fifty-four unique SNFs received at least one MVT team visit, either from our DPH nurse team or pharmacy partner, which represents approximately 70% of all SNFs in LA County (excluding Long Beach and Pasadena). SNFs received outreach, engagement and visits in the fall when experiencing an outbreak and again in the spring when second doses of the COVID-19 vaccine were recommended for seniors 65 and older.



DPH nurse team at a community event

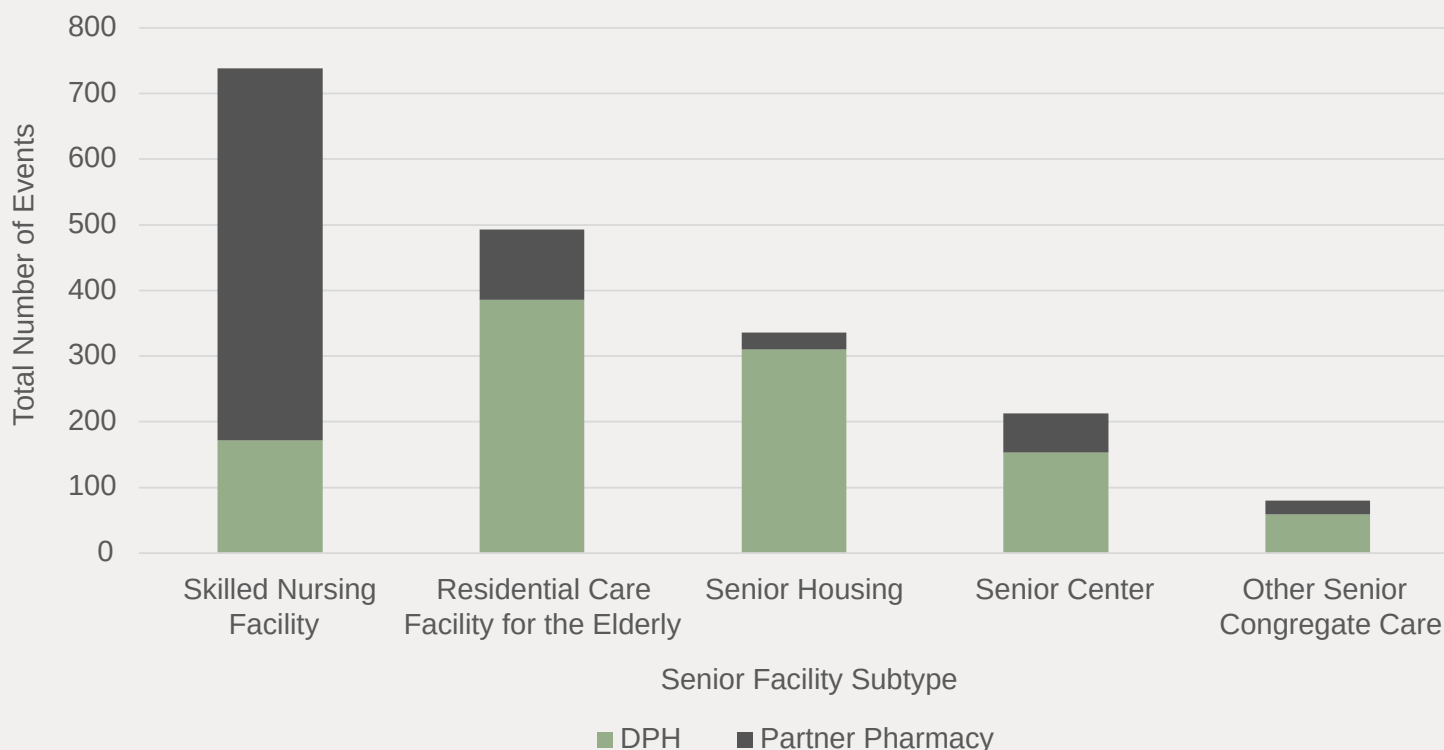


Event hosted by LA supervisor for District 4, Janice Hahn

# Priority population: Seniors

In addition to SNFs, the MVT team increases access for seniors by facilitating events at senior centers, senior housing, faith-based organizations, libraries and other non-SNF congregate care settings. We also administered 3,747 COVID-19 doses and 1,196 flu doses through our homebound program. See below for the number of events (**Figure 2a**) and the number of doses administered (**Figure 2b**) for FY 23-24 by senior facility sub-type.

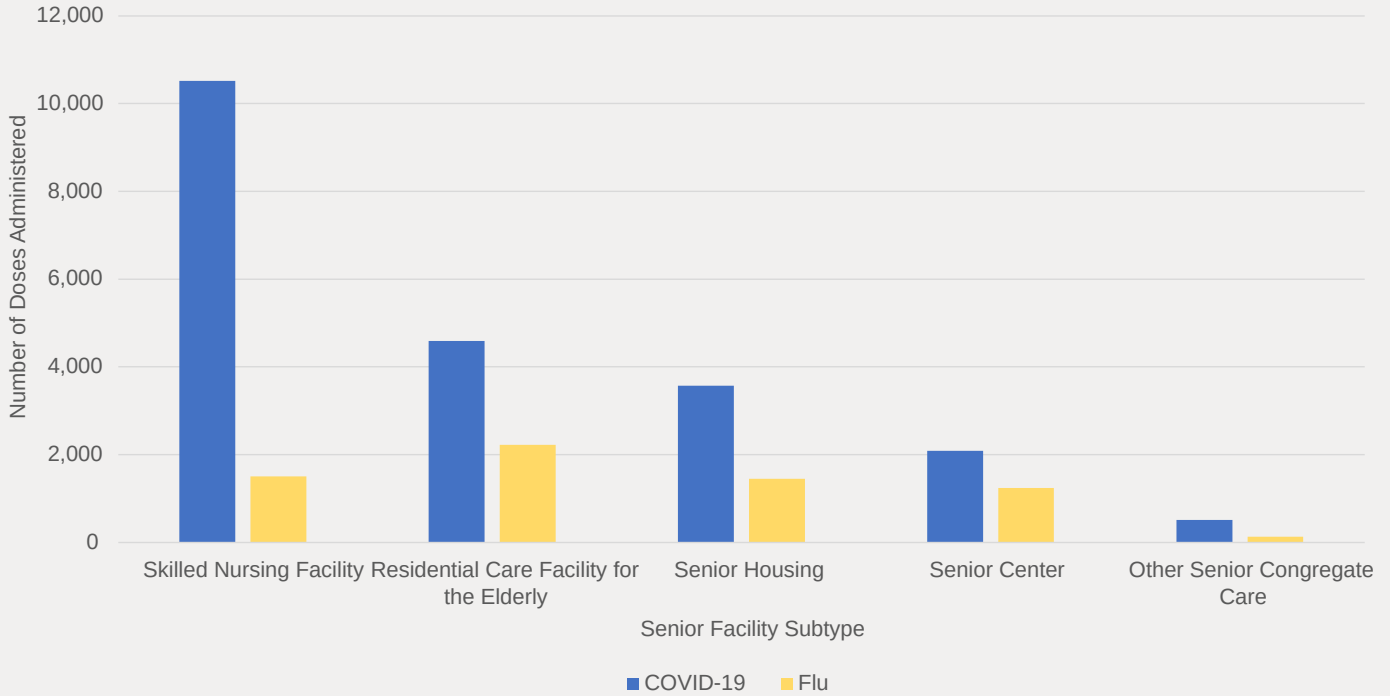
**Figure 2a. Events for seniors FY 23-24 by facility type**



Clinical teams at various community events

# Priority population: Seniors

**Figure 2b. COVID-19 and flu doses administered at senior events FY 23-24 by facility sub-type**



**Updated 2024-2025 COVID-19 Vaccines Available Here!**

**Date:** October 8, 2024  
**Time:** 1:00 pm - 3:00 pm  
**Location:** Weingart Senior Center  
**Address:** 5220 Oliva Ave. Lakewood, CA 90712

PEOPLE EXPERIENCING HOMELESSNESS AND SENIORS 65+ YEARS WILL RECEIVE: A \$25 VISA GIFT CARD FOR A DOSE OF THE UPDATED 2024-2025 COVID-19 VACCINE.

Vaccines & incentives available to all who are eligible while supplies last!

[www.publichealth.lacounty.gov](http://www.publichealth.lacounty.gov)

**¡Vacunas 2024-2025 Actualizadas Contra el COVID-19 Disponibles Aquí!**

**Fecha:** Octubre 8, 2024  
**Hora:** 1:00 pm - 3:00 pm  
**Ubicación:** Weingart Senior Center  
**Dirección:** 5220 Oliva Ave. Lakewood, CA 90712

LAS PERSONAS SIN HOGAR Y LAS PERSONAS MAYORES DE 65 AÑOS O MÁS RECIBIRÁN: UNA TARJETA DE REGALO VISA DE \$25 POR UNA DOSIS DE LA VACUNA CONTRA EL COVID-19 ACTUALIZADA 2024-2025.

¡Vacunas e incentivos disponibles para todos los que sean elegibles hasta agotar existencias!

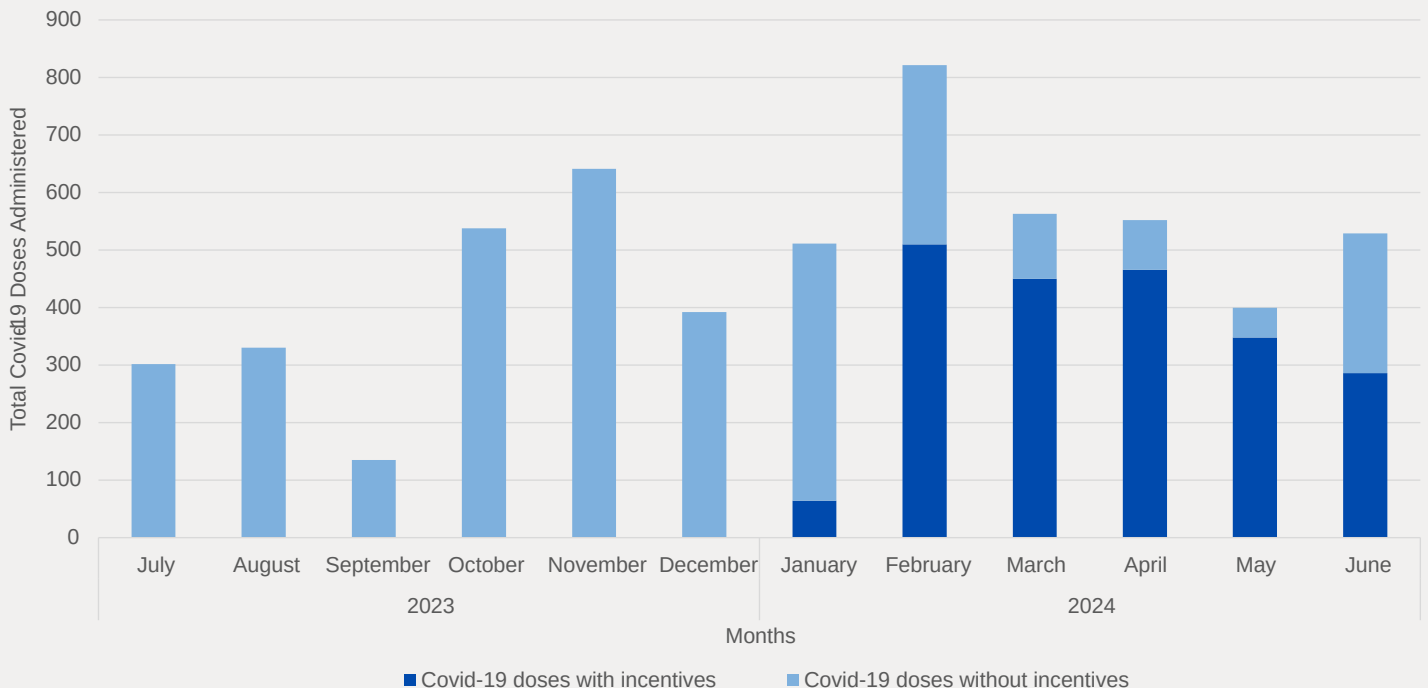
[www.publichealth.lacounty.gov](http://www.publichealth.lacounty.gov)

Event flyers for a clinic at Weingart Senior Center

# Priority population: PEH

Since July 2022, the MVT team’s People Experiencing Homelessness (PEH) unit has worked collaboratively with PEH service providers to vaccinate PEH living in shelters and unsheltered locations. In FY23-24, the MVT team facilitated a total of 1,916 vaccine events at PEH facilities at which 8,079 doses of COVID-19 and flu vaccines were administered. For part of the year, the MVT team was able to offer incentives for COVID-19 vaccine administration, which greatly increased engagement and uptake. See below (**Figure 3**) for the number of COVID-19 vaccine doses administered monthly at events with and without gift card incentives during FY23-24.

**Figure 3. COVID-19 vaccine doses administered monthly at events with/without gift card incentives (2023 – 2024)**



# Priority population: PEH

## Additional services for PEH events



### Harm reduction education and resource distribution

In April 2023, the MVT team expanded our services to health education and engagement from our Community Health Workers (CHWs) around harm reduction and distribution of Narcan and Fentanyl-test-strips. (**Table 1a**)


A presentation on Narcan

**Table 1a. Harm reduction services for PEH FY 23–24**

Service Type	Total
Narcan units distributed	2,821
Fentanyl test strips distributed	2,256

## TB screening

In April 2023, the MVT team added additional public health clinical services to strengthen partnerships with our community hosts, particularly for PEH. We offered TB screening tests enabling individuals staying in interim housing to satisfy a TB screening requirement. In collaboration with the telehealth team, test results were communicated to patients and uploaded into LA County’s Homeless Management Information System (HMIS) when appropriate to facilitate easy access for patients and housing providers.



A presentation on our services at a PEH site

# Priority population: PEH

## Other screening

The MVT team also incorporated screening for sexually transmitted infections, Hep B and Hep C into our testing events (see below **Table 1b**). In May 2024, we added a Nurse Practitioner to the team, enabling us to provide assessments in the field and deliver treatment.

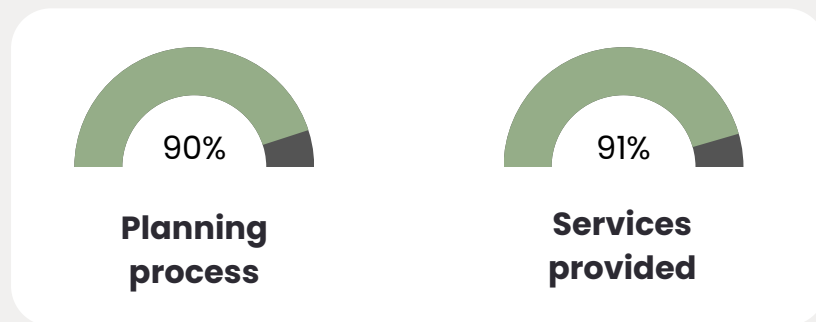
**Table 1b. Testing services for PEH FY 23–24**

Service Type	Total
<b>TB screening test</b>	<b>424</b>
<b>STI screening test</b>	<b>714</b>
HIV/AIDS	239
Syphilis	185
Hepatitis C	99
Hepatitis B	99
Gonorrhea & Chlamydia	92


# Customer Satisfaction

The MVT team conducts two ongoing surveys to evaluate the quality of services for our clients. One survey is completed by the sites hosting our clinics; the other is completed by patients who receive services. See below the percentage of sites and patients who report they are “very satisfied” with various aspects of our programming and a selection of testimonials.

## Sites reporting “very satisfied” for the following key programming aspects:



## Patients reporting “very satisfied” for the following key programming aspects:



# Key Insights

# Customer satisfaction



*"The teams that come out are very friendly, professional and flexible with working around language challenges. We appreciate that very much! also it was nice to have gift cards at our site. It really helped encourage people to get vaccinated."*

*- site serviced*

*"Easy to book, great communication, polite and understanding staff, on time to set up, etc."*

*-site serviced*



Clinic events in unsheltered sites

*"Everything was great, very attentive and kind nurses. A much needed service for us, since my husband cannot get out of bed. Thank you."*

*-patient serviced*

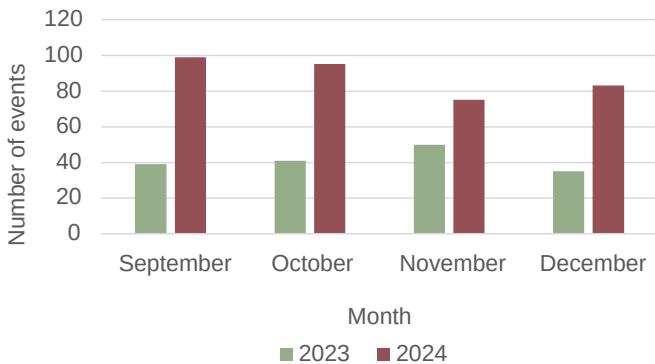
*"You guys were courteous and met my needs. This experience was beyond my expectations."*

*- patient serviced*



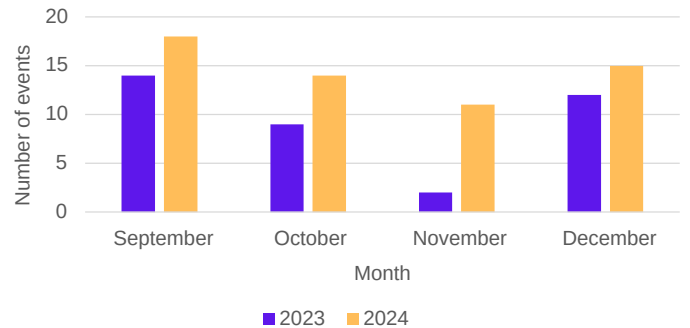
# FY 2024-2025 sneak peek

## Fall PEH events completed by DPH nurse team 2023 vs 2024



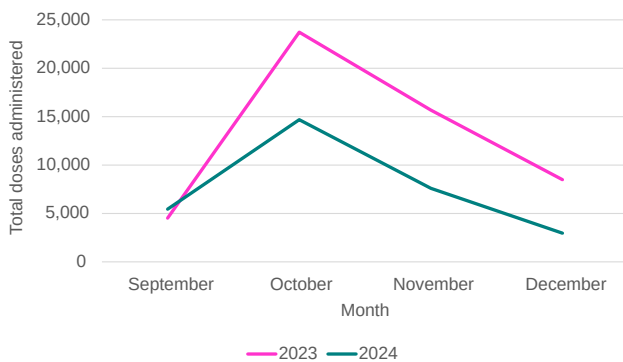
PEH events facilitated by the DPH nurse team increased by 113% during the fall of 2024 and doses administered increased by 144%.

## Fall testing events 2023 vs 2024

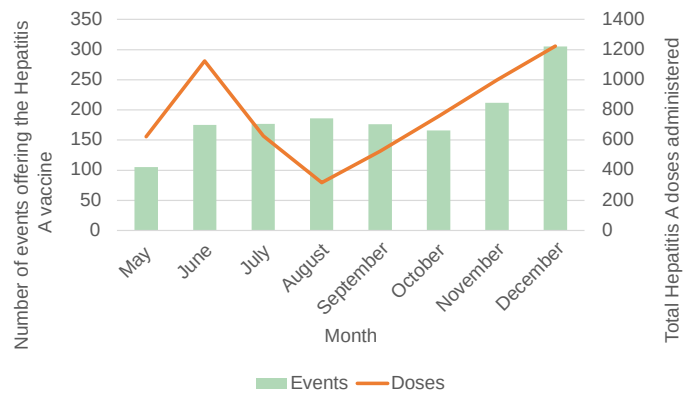


Testing events increased by 54% between 2023 and 2024.

## Total fall COVID-19 and flu doses administered 2023 vs 2024



## Hepatitis A response 2024



**Note:** Data entry and clean up for fall 2024 is still underway so numbers are preliminary.

# Acknowledgements



The MVT team's work is possible thanks to the daily collaboration between many teams within DPH and with our community partners. The team acknowledges with much appreciation all the contributions of our partners below.

## **Department of Public Health**

Gema Morales Meyer, DNP, RN, MPH, CNS & the division of Clinic Services, including the Telehealth team

Vaccine Preventable Disease Control

Acute Communicable Disease Control

Office of Planning, Integration, and Engagement

Office of Communication and Public Affairs

Lisa V. Smith, MS, DrPH and the Office of Health Assessment and Epidemiology

## **Community Partners**

Our community-based pharmacy partners

Los Angeles Homeless Service Authority and our other partners in homeless services

LACare and Healthnet for their generous support of our testing program

LA County CEO-Homelessness Initiative Office

LA County Department of Parks and Recreation